

Alinma Endowment Investment Fund

Approved by Alinma Sharia Board

1st Quarter 2026

الإئمة المالية
alinma capital



C. R. No. 1010269764 | CMA License No. 09134 - 37

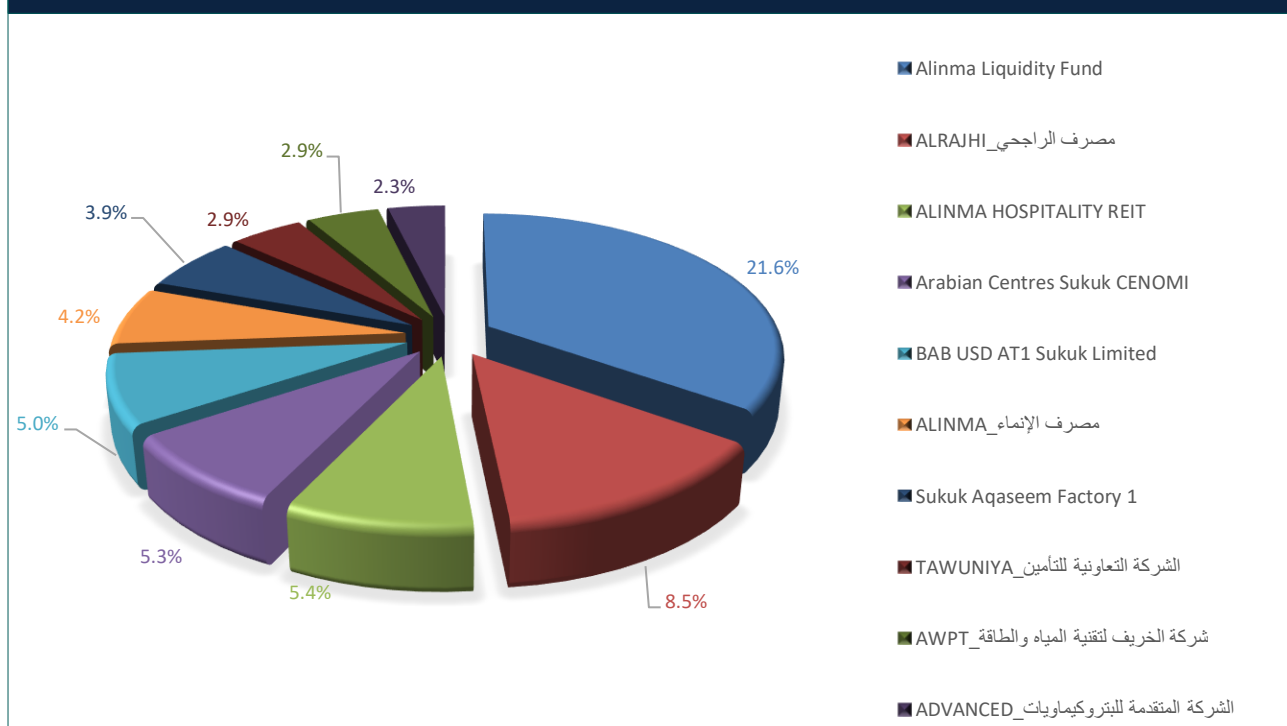
Objective of the Fund

The Fund will diversify the portfolio of assets under multiple asset classes in order to maintain the principle asset and seek moderate growth that meets the endowment Beneficiary's needs, through balanced investment policies diversified in long and short-term assets in accordance with a conservative investment strategy according to the terms and conditions.

Fund Information

Fund Start Date	10 March 2025
Unit Price upon Offering	1.00
Size of the Fund	19,614,325.36
Type of Fund	Open Ended Public Fund
Currency of the Fund	Saudi Riyal
Level of Risk	High
Benchmark	* 40% of the Alinma Saudi Stock Index compliant with Sharia controls, provided by Ideal Ratings * 15% of the Saudi real estate traded funds index * 25% of the rate of return on transactions between Saudi banks for a period of three (3) months (SAIBID 3 months) * 20% of the Saudi Sukuk Index (government, companies)
Number of Distributions	Annually
Investment Advisor & Fund sub-manager	Not Applicable
Number of days of the weighted average	Not Applicable
Full Ownership	100%
Usufruct Right	0%

Top Ten Investments (at the beginning of the Quarter)



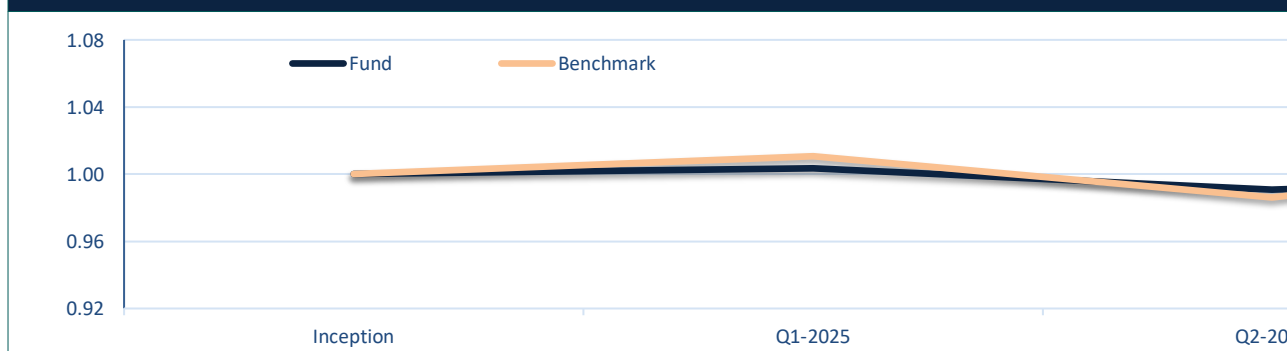
Fund's dividends distributed to the unitholders

Total dividends distributed in the relevant quarter	N/A
Number of existing units for which distributions have been made	N/A
Value of the dividends distributed	N/A
Percentage of distribution from the fund's net asset value	N/A
Eligibility for cash dividends	N/A

Percentage of Fees for the management of the invested funds

Fund Name	Management Fee %	Deducted From
ALINMA SAR LIQUIDITY FUND	20.00%	Annually of the Fund's net returns
Alinma Nomu Market Equity Fund	1.75%	Annually, from Net Assets Value, it accumulates proportionally each calendar day and is paid monthly.
Alinma Pre-IPO Healthcare Private Fund	2.00%	Annually, from Net Assets Value, it accumulates daily and is paid monthly to the fund manager as a fee for management.
AL Maather REIT Fund	0.50%	Net Asset Value
Alinma Retail REIT Fund	0.75%	Net Asset Value
Bonyan REIT Fund	0.50%	Net Asset Value
Alinma Hospitality REIT Fund	0.80%	Assets Under Management
Merak Private Equity Fund-V	2.00%	Net Assets Value

Fund Performance since beginning



Description of formulas utilized for assessing performance and risk measures

Standard Deviation:	Standard deviation is a statistical measure that shows how much the values in a data set spread out or deviate from the mean (average) of the data. The standard deviation equals the square root of the sum of the squared differences between each value and the mean, divided by the number of values minus one
Sharpe Indicator:	The Sharpe ratio measures how much excess return you earn for each unit of risk you take. In words, the formula is: Sharpe Ratio = (Average return of the investment - Risk-free rate) ÷ Standard deviation of the investment's returns
Tracking Error:	Tracking Error measures how closely a portfolio follows the benchmark it is supposed to track. It shows the volatility of the difference between the portfolio's returns and the benchmark's returns. Essentially, it tells you how much the portfolio's performance deviates from the benchmark. The most common formula for tracking error is the standard deviation of the difference between the portfolio returns and the benchmark returns
Beta	Beta (β) is a measure of a mutual fund's sensitivity to market movements. It shows how much the fund's returns tend to move in response to changes in the overall market (typically represented by a benchmark index). Beta equals the covariance between the mutual fund's returns and the market's returns, divided by the variance of the market's returns.
Alpha:	Alpha is a measure of a mutual fund's performance relative to a benchmark index, adjusted for the risk taken. It indicates the value a fund manager adds or subtracts from a fund's return compared to the expected return based on the fund's risk. Alpha = Actual return of the fund - (Risk-free rate + Beta of the fund × (Market return - Risk-free rate))

Disclaimer

This material is produced by Alinma Capital, a firm authorized and regulated by the Capital Market Authority of Kingdom of Saudi Arabia. Past performance is not a guide to future returns. All the information contained in this document is believed to be reliable but may be inaccurate or incomplete. A full explanation of the characteristics of the investment is given in the prospectus. Any opinions stated are honestly held but are not guaranteed. They may be subject to change and should not be interpreted as investment advice. The information provided should not be considered as a recommendation or solicitation to purchase, sell or hold these securities. It should also not be assumed that any investment in these securities was or will be, profitable. Alinma Capital accepts no liability for any loss arising from the use of this document or its contents or otherwise arising in connection therewith. Alinma Capital shall have no responsibility or liability whatsoever in respect of any inaccuracy in or omission from this or any other document prepared by Alinma Capital for, or sent by Alinma Capital to any person and any such person shall be responsible for conducting his own investigation and analysis of the information contained or referred to in this document and of evaluating the merits and risks involved in the securities forming the subject matter of this or other such document.

Fund Information as at the end of the Quarter

Total Expense Ratio (TER)	SAR	61,231.86	0.31%
Borrowing Percentage	SAR	0.00	0.00%
Dealing Expenses	SAR	0.00	0.00%
Investment of the Fund Manager	SAR	0.00	0.00%
Distributed Profits	SAR	0.00	0.00%

Revenue

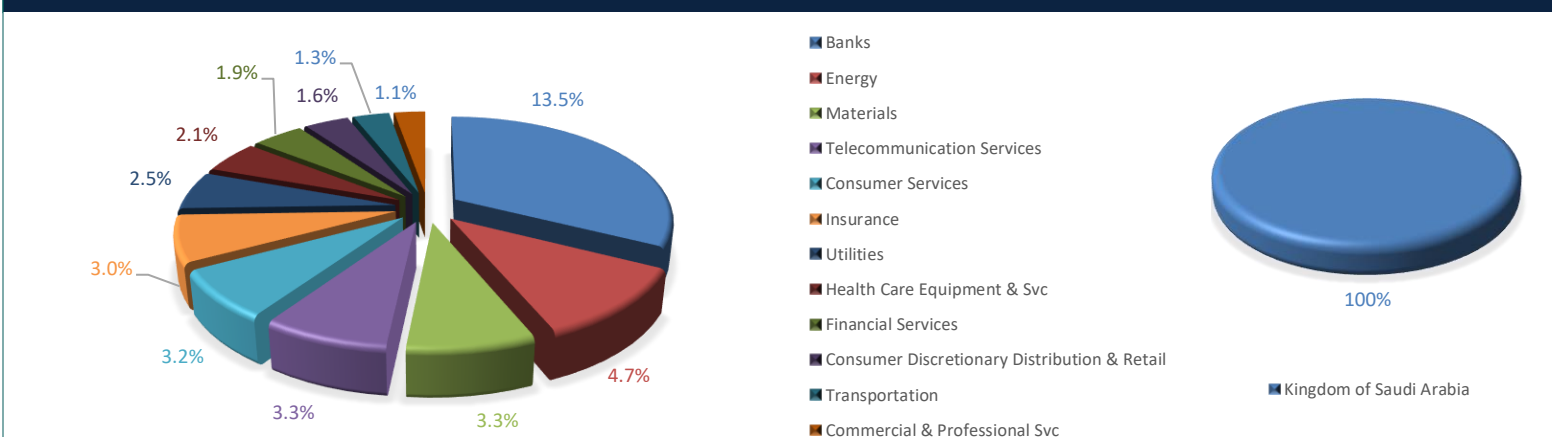
Performance	3M	YTD	1Y	3Y	5Y
Fund Performance	1.21%	1.21%	-3.98%	N/A	N/A
Benchmark Performance	3.77%	3.77%	0.25%	N/A	N/A
Performance Difference	-2.56%	-2.56%	-4.23%	N/A	N/A

Performance & Risk	3M	YTD	1Y	3Y	5Y
Standard Deviation	4.73%	4.73%	4.41%	N/A	N/A
Sharpe	-0.01	-0.01	-0.02	N/A	N/A
Tracking Error	0.51%	0.51%	0.84%	N/A	N/A
Beta	0.78	0.78	0.84	N/A	N/A
Alpha	-0.47%	-0.47%	-0.37%	N/A	N/A
Information Index	-5.08	-5.08	-1.85	N/A	N/A

Price Information as at the end of the Quarter

Unit Price - at the end of Quarter	0.9636
Change in Unit Price	1.21%
Total Units of the Fund	20,135,169.42
Total Net Assets	19,401,466.85
P/E Ratio	Not Applicable

Fund's Asset Distribution (Sector/Geographic)



Credit rating of the debt instruments for the top 10 investments

Instrument Name	Credit Rating Statement	Issuer's Credit Rating Statement	Agency Credit Rating Statement	Credit Rating Date Statement
Arabian Centres Sukuk CENOMI	B+	B+	S&P	03-Jun-2025
BAB USD AT1 Sukuk Limited	A-	A-	Fitch	19-Mar-2024
Sukuk Aqaseem Factory 1	BBB-	BBB-	RATING	23-Apr-2025

Head Office

P. O. Box 55560
Riyadh 11544
KSA

Tel +966 (11) 218 5999
Fax +966 (11) 218 5970
email info@alinmacapital.com
Website www.alinmacapital.com