

April 2025

C. R. No. 1010269764 | CMA License No. 09134 - 37

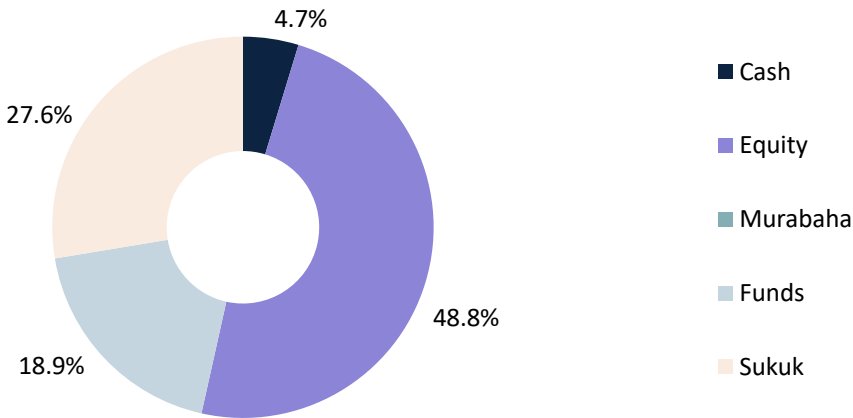
Fund's Objectives & Strategy

Fund seeks to balance between equity and fixed income asset classes by investing at most 50% of Fund's assets into equity markets. Fund adopts a variety of investment strategies, which aims to achieve optimal distribution of assets types to neutralize negative impact on return. The Fund invests in the following asset classes: Equity, Murabaha, Structured Products, Sukuk and Funds.

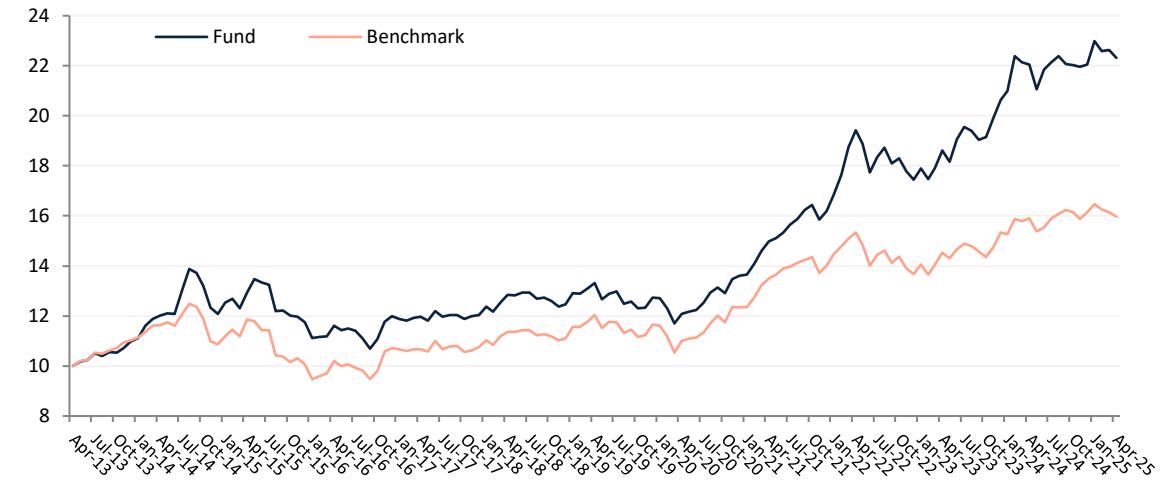
Fund's Information	
Fund Type	Open-ended Fund
Risk Level	Medium to high
Fund Manager	Alinma Investment Company
Fund Listing	Saudi Arabia
Launch Date	06 April 2013
Benchmark	50% Equity and 50% SAIBID 1 month
Inception Price (SAR)	10.00
Unit Price (SAR)	22.33
Net Asset Value (SAR)	28,692,066.03
Base Currency	Saudi Riyal
Initial Investment (SAR)	SAR 1.00
Subsequent Investment (SAR)	Minimum of SAR 1.00
Minimum Redemption (SAR)	Minimum of SAR 1.00
Valuation Days	Monday and Wednesday of every week
Subscription Fees	1.5% of subscribed amount
Management Fees	1.5% per annum
Redemption Fees	1.5% if Exit Before 1 Month
Sharia Board	Yes
Bloomberg Code	AMUAGGF AB Equity

Abbreviations		
* YTD: Year To Date	* SD: Standard Deviation	* BM: Benchmark
* SI: Since Inception	* Avg R: Average Return	
* Risk-Free interest rate is taken to be the Saudi Interbank Average		
** Relative to benchmark		
Note: Statistics are based on Inception Date		

Asset Class Distribution



Performance & Risk Parameters



Cumulative	1M	3M	YTD	1Y	2Y	SI
Fund	-1.38%	-3.03%	1.28%	1.92%	19.95%	123.27%
BM	-1.11%	-3.19%	-1.11%	2.86%	9.87%	59.68%
Gap	-0.27%	0.16%	2.39%	-0.94%	10.08%	63.59%

Annualized	3 Years	5 Years	10 Years	SI
Fund	4.81%	13.19%	5.62%	6.88%
BM	1.35%	7.90%	3.04%	3.95%
Gap	3.46%	5.29%	2.58%	2.93%

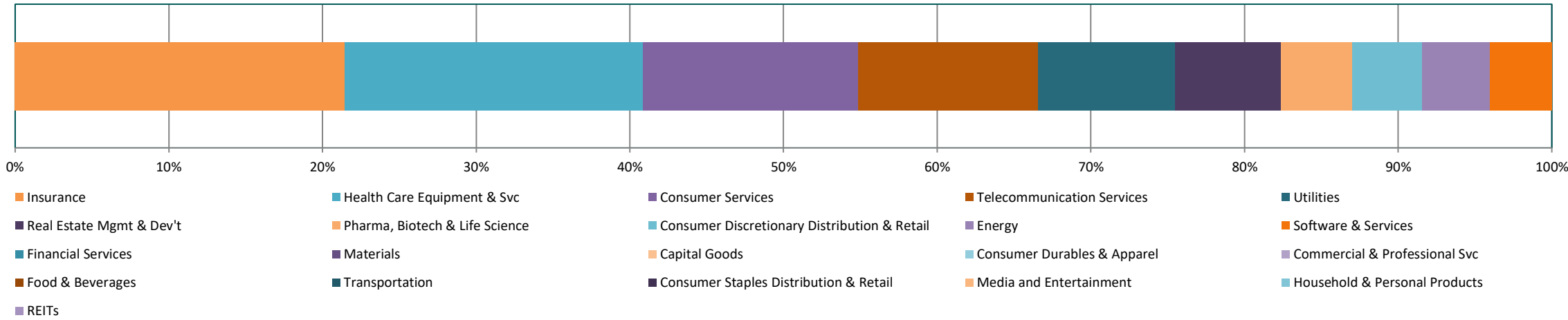
	2024	2023	2022
Fund	6.78%	18.30%	7.81%
BM	5.31%	12.08%	-2.36%
Gap	1.48%	6.22%	10.17%

	Avrg R	SD	Sharpe*	Alpha**	Beta**	Correlation
Fund	123.27%	7.15%	16.87	2.32%	0.87	0.84
BM	59.68%	6.90%	8.26			

Murabaha Tenor Distribution



Equity Sector Allocation



General Information												
Index	Close	Max	Min	MTD %	YTD %	Capitalization (LC)		P/E	P/B	D/Y		
MXEF	1,112.84	1,112.84	993.45	1.04%	3.47%	21,138.00		15.17	1.82	2.78		
Average Turnover				YoY Change %	Foreign Owner %	BRENT		SAIB-6m		FOMC Meeting Information		
TASI	5,426,362,536			-8.86%	11.23%	Closing	61.06	Closing	5.2737%		Meeting Held	19-03-2025
Best Sector	Real Estate Mgmt & Dev't			MTD	0.0248	MTD %	-18.34%	MTD %	-3.0470%		Rate Decided	4.50%
Worst Sector	Media and Entertainment			MTD	-14.03%	MTD %	-18.19%	Change in MoM AVG	-1.7283%		Next Meeting	07-05-2025
						YTD %	-18.19%	Change in MoM AVG	-1.7283%	Expected Rate	N/A	

Disclaimer

This material is produced by alinma capital, a firm authorized and regulated by the Capital Market Authority of Kingdom of Saudi Arabia. Past performance is not a guide to future returns. All the information contained in this document is believed to be reliable but may be inaccurate or incomplete. A full explanation of the characteristics of the investment is given in the prospectus. Any opinions stated are honestly held but are not guaranteed. The outlook expressed in this fact sheet represents the views of the fund manager at the time of preparation and are not necessarily those of the alinma capital as a whole. They may be subject to change and should not be interpreted as investment advice. The document is meant for financial promotion and does not provide you with all the facts you need to make an informed decision about investing and hence is not intended to constitute investment advice. The information provided should not be considered as a recommendation or solicitation to purchase, sell or hold these securities. It should also not be assumed that any investment in these securities was or will be, profitable. Alinma capital accepts no liability for any loss arising from the use of this document or its contents or otherwise arising in connection therewith. Alinma capital shall have no responsibility or liability whatsoever in respect of any inaccuracy in or omission from this or any other document prepared by alinma capital for, or sent by alinma capital to any person and any such person shall be responsible for conducting his own investigation and analysis of the information contained or referred to in this document and of evaluating the merits and risks involved in the securities forming the subject matter of this or other such document.

Head Office الإدارة العامة
ص. ب. 55560
Riyadh 11544
المملكة العربية السعودية KSA
هاتف +966 (11) 218 5999
فاكس +966 (11) 218 5970
www.alinmacapital.com

Classification: Private