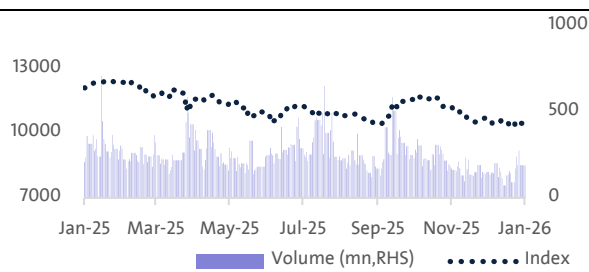


Daily Market Report

Key Indices-Return and Valuation

	19-May*	DoD	MTD	YTD	P/E	P/BV
TASI	10982	0.2%	-1.8%	4%	14.5	1.6
NOMU	22743	0.1%	-0.6%	-3%	0.0	1.6
S&P500	7354	-0.7%	1.7%	7%	21.8	5.8
Dow Jones	49364	-0.6%	-0.3%	3%	12.9	5.6
FTSE 100	10331	0.1%	-0.3%	4%	12.9	2.3
EuroStoxx50	5851	0.0%	-0.5%	1%	15.3	2.4
Nikkei225	60551	-0.4%	1.7%	20%	21.7	2.9
MSCI EM	1639	-1.5%	2.3%	17%	12.4	2.4
SHCOMP	4170	0.9%	1.4%	5%	14.6	1.6

TASI- Index and Volume Trends



Advance to Decline Ratio

	Advance	Decline	Unchanged	A/D
19-May	144	111	14	1.3:1

Money Market Yields

%	SAIBOR			Term SOFR		
	19-May	Δ bps	YTD Av	19-May	Δ bps	YTD Av
1M	4.68	0.6	5.6	3.60	-1.0	4.3
3M	4.80	6.7	5.4	3.64	0.1	4.3
6M	5.19	7.6	5.5	3.69	1.1	4.2
12M	4.76	2.2	5.2	3.83	4.5	4.0

Commodities

	Unit	19-May	Δ	52-week		YTD Av
		USD	%	Hi	low	%Δ
Arab Light	USDbbl	122	0.5	135	60	-7.0
Brent	USDbbl	111	-0.7	118	59	-7.6
Gold	USDOz	4541	0.0	5502	3238	-16.6
Silver	USDOz	74	-5.1	117	32	-31.7
Aluminum	USDton	3653	0.7	3741	2438	-10.1
Copper	USDton	13485	0.1	14140	9462	-12.0

Av=Average, YTD=Year to Date, MTD=Month to Date, DoD=Day Over Day (*last session relative to session before) **Per 25ton, Source: Bloomberg, TASI

Saudi Arabia

RSG, Kingdom Holding to inaugurate Four Seasons Resort tomorrow

Red Sea Global (RSG) announced that it will begin to welcome first guests at its Four Seasons Resort and Residences Red Sea at Shura Island starting from 20 May. According to a statement from the company, the resort was developed in equal partnership with Kingdom Holding Co. (KHC), making it the first resort in its portfolio to be developed through a joint venture. The project's investment value was SAR 2.6 billion, and Riyadh Bank provided debt financing worth SAR 2 billion. **(Argaam)**

Leaf acquires SAR 7M residential property in Jeddah

Leaf Global Environmental Services Co. said it completed the purchase of a 417.88 square metre residential villa in the Abhar Al Janoubia area of Jeddah through an electronic public auction for SAR 7 million, excluding commission fees and real estate tax. **(Argaam)**

Wajd Life wins SAR 39.3M project with IMSIU

Wajd Life Trading Co. was awarded a SAR 39.33 million project by Imam Mohammad Ibn Saud Islamic University (IMSIU). The company said the project involves the operation and maintenance of medical equipment and clinics at the university city affiliated with IMSIU. **(Argaam)**

Americana partners with ADNOC Distribution to open 200 quick-service restaurants

Americana Restaurants International announced a strategic partnership with ADNOC Distribution to expand dining and convenience offerings across ADNOC Distribution service station locations in the UAE, Saudi Arabia and Egypt. **(Argaam)**

Almuneef gets CMA nod on 50% capital hike through bonus issue

The Capital Market Authority (CMA) granted Almuneef Co. for Trade, Industry, Agriculture and Contracting the approval to increase its capital from SAR 38 million to SAR 57 million. In a statement today, May 19, the authority said the proposed move will be carried out through the issuance of one bonus share for every two held. **(Argaam)**

Global

Putin's China visit live: Russian leader meets Xi days after Trump

The Kremlin said that there was no point comparing the ceremonies in China for the visits of Putin and Trump. Instead, it said, people should focus on the content. "There is a point in comparing the content," Kremlin spokesman Dmitry Peskov told state television Kremlin reporter Pavel Zarubin when asked about comparisons with the Trump visit. **(Reuters)**

UK inflation cools but relief from Iran war set to be temporary

British inflation cooled by more than expected in April but the slowdown did little to mask a tough outlook for households as the Iran war pushes future energy costs sharply higher. Consumer prices rose by 2.8% in the 12 months to April, down from March's annual inflation rate of 3.3%, the Office for National Statistics said, as a big rise in energy and other regulated utility bills in April last year slowed the increase. **(Reuters)**

Commodities

BofA expects gold to rise to \$6,000 within year

Michael Widmer, Managing Director and Head of Metals Research at Bank of America (BofA), expects gold to face short-term pressure due to declining market expectations for US interest rate cuts. However, Widmer said in an interview with Asharq that the bank maintains a bullish outlook on the precious metal, reiterating its forecast for gold to reach \$6,000 per ounce within 12 months. **(Reuters)**

Daily Market Report

TASI & NOMU- Key Statistics

		18-May		19-May		Δ%	
TASI	SAR	DoD	MTD*	YTD*			
Market Cap	bn	2271	2276	0.2%	-1.8%	2.1%	
Value	mn	4626	4672	1.0%	-13.9%	-11.1%	
Volume	mn	210	231	10.1%	-9.6%	-10.3%	
NOMU							
Market Cap	mn	7331	7337	0.1%	-0.6%	-3.3%	
Value	mn	16.6	25.3	51.8%	-56.2%	0.5%	
Volume	mn	2.7	3.0	13.4%	-12.9%	25.8%	

*Average for the period, Source: Argaam

TASI-Top Gainers	Last Price	Change	
	SAR/sh	SAR	%
SASCO	46.42	4.22	10%
TADCO	6.49	0.36	6%
SAVOLA GROUP	27.22	1.24	5%
TASI-Top Losers	Last Price	Change	
	SAR/sh	SAR	%
BUPA ARABIA	168.7	-7.1	-4%
ALMOOSA	114.6	-3.7	-3%
THIMAR	29.94	-0.92	-3%

Source: Tadawul

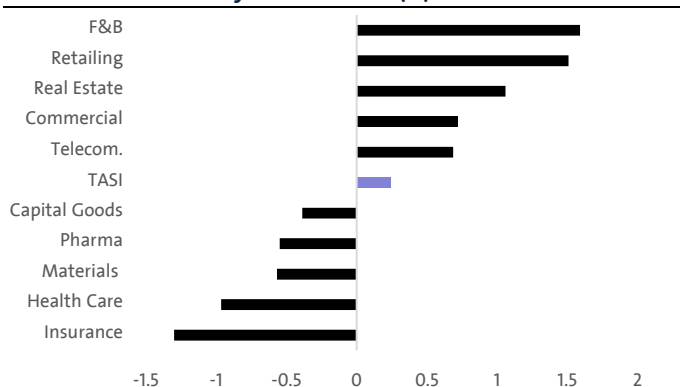
NOMU-Top Gainers	Last Price	Change	
	SAR/sh	SAR	%
MUNAWLA	23.4	3.05	15%
FUTURE VISION	9	1	13%
SERVICE EQUIPMENT	28	3	12%
NOMU-Top Losers	Last Price	Change	
	SAR/sh	SAR	%
HORIZON FOOD	35	-3	-8%
LEEN ALKHAIR	12.41	-0.89	-7%
ARABICA STAR	31	-2	-6%

Source: Tadawul

TASI -Most Traded by Volume	Last Price	Change		Volumes
	SAR/sh	SAR	%	mn
AMERICANA	1.9	0.03	2%	37.0
SMASCO	5.93	0.08	1%	19.0
SAUDI ARAMCO	27.96	0.18	1%	15.5
TASI -Most Traded by Value	Last Price	Change		Value
	SAR/sh	SAR	%	SARmn
SAUDI ARAMCO	27.96	0.18	1%	430
ALRAJHI	66.9	0.5	1%	410
MAADEN	61	-0.75	-1%	169

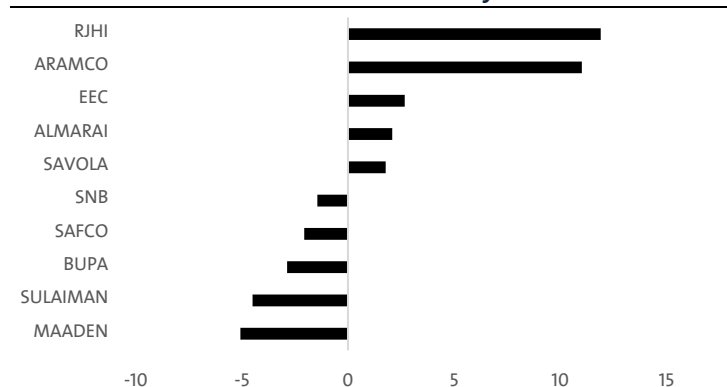
Source: Tadawul

TASI- Sector-Wise Daily Performance (%)



Source: Bloomberg

TASI: Point Contribution to TASI movement by Stocks



Source: Bloomberg

TASI Market Calendar

Date	Stock/Data release	Event
20-May	ALKHALEEJ TRNG	Earnings call
20-May	ARABIAN MILLS	Ex-Dividend
21-May	DERAYAH	Ex-Dividend
21-May	Dar Albalad	Surplus refund date
21-May	A.OTHAIM MARKET	Ex-Dividend

Source: Argaam, GSTAT

Global Market Calendar

Date	Country	Event	Period	Forecast	Previous
20-May	E.U.	Consumer Price Index (CPI) YoY	Apr	3.0%	2.6%
20-May	U.K.	Consumer Price Index (CPI) YoY	Apr	3.3%	3.0%
26-May	U.S.	Consumer Confidence	Apr	89.0	92.2
28-May	U.S.	Durable Goods Orders	Apr	0.4%	-1.2%
28-May	U.S.	New Home Sales	Apr	652.0K	635.0K

Source: Bloomberg, Investing.Com

Daily Market Report

Contact Us:**Alinma Capital Company****Research Department (Sell-Side)**Head Office: Floor 20, King Fahd Rd, Al Anoud Tower 2, Riyadh
55560

Saudi Arabia

Phone: 011-2185555 =86309

E-mail: research@alinmacapital.com**Disclaimer**

The published reports are for general information purposes to present a view on the company/economic sector/economic subject under research, and should not be considered a recommendation to buy/sell/hold for any security or any other assets. This report does not take into consideration the specific financial position of every investor and/or his/her risk appetite in relation to investing in the security or any other assets, and hence, may not be suitable for all clients depending on their financial position and their ability and willingness to undertake risks. It is advised that every potential investor seek professional advice from several sources concerning investment decision and should study the impact of such decisions on his/her financial/legal/tax position and other concerns before getting into such investments or liquidate them partially or fully. The market of securities, macroeconomic or microeconomic variables are of a volatile nature and could witness sudden changes, therefore, the investor in securities or other assets might face some unexpected risks and fluctuations. All the information, views and expectations and fair values or target prices contained in this report have been compiled or arrived at by Alinma Capital company from sources believed to be reliable, but Alinma Capital company has not independently verified the contents obtained from these sources and such information may be condensed or incomplete. Accordingly, no representation or warranty, express or implied, is made as to, and no reliance should be placed on the fairness, accuracy, completeness or correctness of the information and opinions contained in this report. Alinma Capital company shall not be liable for any loss as that may arise from the use of this report or its contents or otherwise arising in connection therewith. The past performance of any investment is not an indicator of future performance. Any financial projections, fair value estimates or price targets and statements regarding future prospects contained in this document may not be realized. The value of the security or any other assets or the return from them might increase or decrease. Any change in currency rates may have a positive or negative impact on the value/return on the securities mentioned in the report. The investor might get an amount less than the amount invested in some cases. Some securities maybe, by nature, of low volume/trades or may become like that unexpectedly in special circumstances and this might increase the risk on the investor. Some fees might be levied on some investments in securities. This report has been written by professional employees in Alinma Capital company, and they might be holding positions directly in any securities and mutual funds contained in this report during the time of publication of this report, This report has been produced independently and separately by the Research Division at Alinma Capital company and no party (in-house or outside) who might have interest whether direct or indirect have seen the contents of this report before its publishing, except for those whom corporate positions allow them to do so, and/or third-party persons/institutions who signed a non-disclosure agreement with Alinma Capital company. Funds managed by Alinma Capital company and its subsidiaries for third parties may own the securities that are the subject of this document. Funds managed by Alinma Capital company and its subsidiaries for third parties may own the securities that are the subject of this document or its subsidiaries may own securities in one or more of the aforementioned companies, and/or indirectly through funds managed by third parties. The Investment

Daily Market Report

Banking division of Funds managed by Alinma Capital company and its subsidiaries for third parties may own the securities that are the subject of this document maybe in the process of soliciting or executing fee earning mandates for companies that is either the subject of this document or is mentioned in this document. One or more of Funds managed by Alinma Capital company and its subsidiaries for third parties may own the securities that are the subject of this document board members or executive managers could be also a board member or member of the executive management at the company or companies mentioned in this report, or their associated companies. No part of this report may be reproduced whether inside or outside the Kingdom of Saudi Arabia without the written permission by Alinma Capital company and its subsidiaries for third parties may own the securities that are the subject of this document.

Alinma Capital, a Saudi closed joint stock company under CR No. 1010269764 and the Capital Market Authority License No.37-09134.