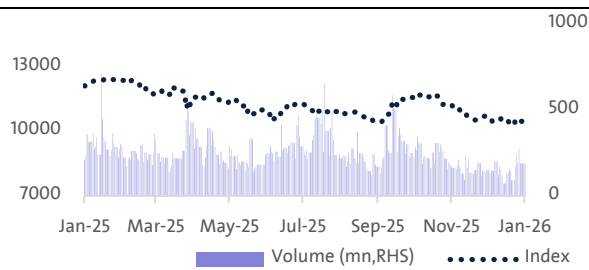


# Daily Market Report

## Key Indices-Return and Valuation

	13-May*	DoD	MTD	YTD	P/E	P/BV
TASI	11020	-0.2%	-1.5%	4%	14.5	1.6
NOMU	22764	-0.1%	-0.5%	-3%	0.0	1.6
S&P500	7444	0.6%	3.0%	9%	22.1	5.8
Dow Jones	49693	-0.1%	0.4%	3%	13.0	5.7
FTSE 100	10325	0.6%	-0.4%	4%	13.0	2.3
EuroStoxx50	5861	0.9%	-0.3%	1%	15.4	2.5
Nikkei225	63272	0.8%	6.3%	26%	23.2	3.0
MSCI EM	1705	0.4%	6.5%	21%	12.7	2.6
SHCOMP	4243	0.7%	3.2%	7%	14.8	1.6

## TASI- Index and Volume Trends



## Advance to Decline Ratio

	Advance	Decline	Unchanged	A/D
13-May	87	170	12	0.5:1

## Money Market Yields

%	SAIBOR			Term SOFR		
	13-May	Δ bps	YTD Av	13-May	Δ bps	YTD Av
1M	4.69	3.8	5.6	3.63	-0.3	4.3
3M	4.71	2.7	5.4	3.65	0.2	4.3
6M	5.19	8.5	5.5	3.67	1.1	4.2
12M	4.76	-5.8	5.2	3.75	2.0	4.0

## Commodities

	Unit	13-May	Δ	52-week		YTD Av
		USD	%	Hi	low	%Δ
Arab Light	USDbbbl	123	0.2	135	60	-5.9
Brent	USDbbbl	106	-2.0	118	59	-6.8
Gold	USDOz	4687	-0.3	5502	3171	-16.1
Silver	USDOz	88	1.3	117	32	-30.7
Aluminum	USDton	3729	2.7	3692	2438	-9.6
Copper	USDton	14140	1.4	13952	9462	-11.4

Av=Average, YTD=Year to Date, MTD=Month to Date, DoD=Day Over Day (\*last session relative to session before) \*\*Per 25ton, Source: Bloomberg, TASI

## Saudi Arabia

### Saudi Aramco plans to raise \$10B from real estate assets

Saudi Aramco is studying plans to raise at least \$10 billion from its real estate assets, including the Dhahran complex that houses its headquarters in the Eastern Province, Aramco is in preliminary talks on a potential deal and is also considering a sale-and-leaseback option, which would allow it to unlock capital while retaining the right to use its real estate assets. **(Bloomberg)**

### ADES secures standard jack-up rig contract in Nigeria

ADES Holding Co. said it secured a one-year contract from Belbop Nigeria Ltd. for its Main Pass IV standard jack-up rig in Nigeria. In a statement to Tadawul, the company said that the total backlog for the firm term is estimated at nearly SAR 180.7 million (\$48.2 million). The contract has a one-year firm term, with an additional one-year unpriced option. **(Argaam)**

### Horizon Educational awards SAR 21.1M contract to Tatweer

Horizon Educational Co. said it received a lease contract award notice from Tatweer Buildings Co. (TBC) for a site in Al Suwaidi district in Riyadh to invest in establishing and operating an educational complex under the name Horizon International Schools, with an annual rental value of SAR 739,000. **(Argaam)**

### Wajd Life wins SAR 8.94M project from Security Forces Hospital in Makkah

Wajd Life Trading Co. was awarded a SAR 8.94 million project by the Security Forces Hospital in Makkah, the company said in a statement to Tadawul. The project covers the maintenance of medical devices and equipment for specialized comprehensive clinics and medical clinics (security forces, prison health, and security sectors) within the Western Cluster. **(Argaam)**

## Global

### US producer prices surprise with largest increase in four years

U.S. producer prices posted their biggest increase in four years in April, boosted by soaring costs for goods and services, the latest sign of accelerating inflation amid the war with Iran. The stronger-than-expected rise in the Producer Price Index reported by the Labor Department on Wednesday presented President Donald Trump with a political headache at home as he arrived in Beijing for meetings with China's leader. **(Reuters)**

### UK economy shows unexpected growth of 0.3% in March

Britain's economy expanded unexpectedly in March to cap another strong first quarter, suggesting the economy was in slightly better shape as the Iran war escalated than many feared, official data showed on Thursday. Gross domestic product increased by 0.3% month-on-month in March, the Office for National Statistics (ONS) said, against expectations in a Reuters poll of economists for a 0.2% contraction. **(Reuters)**

## Commodities

### Oil market's deceptive calm will not last

The physical oil market is in the eye of the storm - a deceptive calm after the initial scramble to cope with the biggest oil crisis in history. The blow from the Iran war has been cushioned so far by a dramatic pullback in China's purchases and a surge in U.S. exports. **(Reuters)**

## Daily Market Report

## TASI &amp; NOMU- Key Statistics

		12-May	13-May	Δ%		
TASI	SAR			DoD	MTD*	YTD*
Market Cap	bn	2288	2284	-0.2%	-1.5%	2.4%
Value	mn	6652	5563	-16.4%	-6.1%	4.9%
Volume	mn	283	256	-9.4%	-6.5%	-1.5%
NOMU						
Market Cap	mn	7353	7344	-0.1%	-0.5%	-3.2%
Value	mn	528.9	15.3	-97.1%	-78.8%	-39.5%
Volume	mn	11.3	2.0	-81.9%	-46.6%	-15.0%

\*Average for the period, Source: Argaam

TASI-Top Gainers	Last Price	Change	
	SAR/sh	SAR	%
SISCO HOLDING	36	2.88	9%
ALINMA RETAIL REIT	4.72	0.21	5%
PETRO RABIGH	16	0.7	5%
TASI-Top Losers	Last Price	Change	
	SAR/sh	SAR	%
WAFRAH	20.04	-1.46	-7%
SALEH ALRASHED	51.05	-2.5	-5%
SADAFCO	215.5	-7.9	-4%

Source: Tadawul

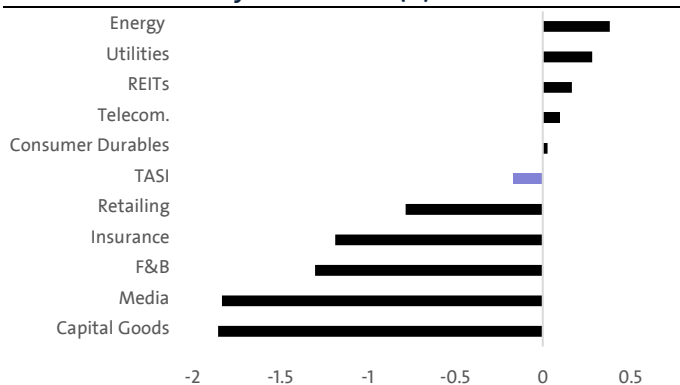
NOMU-Top Gainers	Last Price	Change	
	SAR/sh	SAR	%
RIYADH STEEL	1.5	0.13	9%
RATIO	5.38	0.37	7%
ALRAZI	33	2	6%
NOMU-Top Losers	Last Price	Change	
	SAR/sh	SAR	%
TAQAT	9.8	-1.2	-11%
ALQEMAM	55.7	-6.1	-10%
LANA	2.89	-0.31	-10%

Source: Tadawul

TASI -Most Traded by Volume	Last Price	Change		Volumes
	SAR/sh	SAR	%	mn
AMERICANA	1.86	0.01	1%	48.9
SAUDI ARAMCO	27.92	0.1	0%	12.7
PETRO RABIGH	16	0.7	5%	12.6
TASI -Most Traded by Value	Last Price	Change		Value
	SAR/sh	SAR	%	SARmn
ALRAJHI	65.8	-0.15	0%	556
SAUDI ARAMCO	27.92	0.1	0%	354
ELM	680	3	0%	247

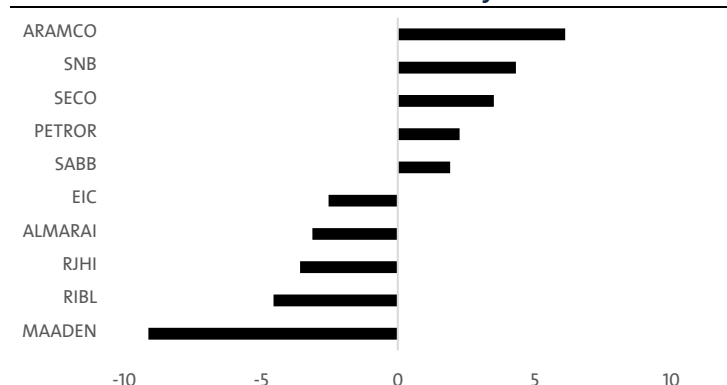
Source: Tadawul

## TASI- Sector-Wise Daily Performance (%)



Source: Bloomberg

## TASI: Point Contribution to TASI movement by Stocks



Source: Bloomberg

## TASI Market Calendar

Date	Stock/Data release	Event
14-May	GIG	Ex-Dividend
14-May	Dar Al Balad	Close of offering
17-May	SMC HEALTHCARE	Ex-Dividend
17-May	DALLAH HEALTH	Ex-Dividend
17-May	ALMOOSA	Ex-Dividend

Source: Argaam, GSTAT

## Global Market Calendar

Date	Country	Event	Period	Forecast	Previous
14-May	U.S.	Initial Jobless Claims	Apr	205.0K	190.0K
15-May	U.S.	Industrial Production YoY	Apr	1.23%	
18-May	E.U.	Trade Balance	Apr	11.7B	
20-May	E.U.	Consumer Price Index (CPI) YoY	Apr	3.0%	2.6%
20-May	U.K.	Consumer Price Index (CPI) YoY	Apr	3.3%	3.0%

Source: Bloomberg, Investing.Com

## Daily Market Report

**Contact Us:****Alinma Capital Company****Research Department (Sell-Side)**Head Office: Floor 20, King Fahd Rd, Al Anoud Tower 2, Riyadh  
55560

Saudi Arabia

Phone: 011-2185555 =86309

E-mail: [research@alinmacapital.com](mailto:research@alinmacapital.com)**Disclaimer**

The published reports are for general information purposes to present a view on the company/economic sector/economic subject under research, and should not be considered a recommendation to buy/sell/hold for any security or any other assets. This report does not take into consideration the specific financial position of every investor and/or his/her risk appetite in relation to investing in the security or any other assets, and hence, may not be suitable for all clients depending on their financial position and their ability and willingness to undertake risks. It is advised that every potential investor seek professional advice from several sources concerning investment decision and should study the impact of such decisions on his/her financial/legal/tax position and other concerns before getting into such investments or liquidate them partially or fully. The market of securities, macroeconomic or microeconomic variables are of a volatile nature and could witness sudden changes, therefore, the investor in securities or other assets might face some unexpected risks and fluctuations. All the information, views and expectations and fair values or target prices contained in this report have been compiled or arrived at by Alinma Capital company from sources believed to be reliable, but Alinma Capital company has not independently verified the contents obtained from these sources and such information may be condensed or incomplete. Accordingly, no representation or warranty, express or implied, is made as to, and no reliance should be placed on the fairness, accuracy, completeness or correctness of the information and opinions contained in this report. Alinma Capital company shall not be liable for any loss as that may arise from the use of this report or its contents or otherwise arising in connection therewith. The past performance of any investment is not an indicator of future performance. Any financial projections, fair value estimates or price targets and statements regarding future prospects contained in this document may not be realized. The value of the security or any other assets or the return from them might increase or decrease. Any change in currency rates may have a positive or negative impact on the value/return on the securities mentioned in the report. The investor might get an amount less than the amount invested in some cases. Some securities maybe, by nature, of low volume/trades or may become like that unexpectedly in special circumstances and this might increase the risk on the investor. Some fees might be levied on some investments in securities. This report has been written by professional employees in Alinma Capital company, and they might be holding positions directly in any securities and mutual funds contained in this report during the time of publication of this report, This report has been produced independently and separately by the Research Division at Alinma Capital company and no party (in-house or outside) who might have interest whether direct or indirect have seen the contents of this report before its publishing, except for those whom corporate positions allow them to do so, and/or third-party persons/institutions who signed a non-disclosure agreement with Alinma Capital company. Funds managed by Alinma Capital company and its subsidiaries for third parties may own the securities that are the subject of this document. Funds managed by Alinma Capital company and its subsidiaries for third parties may own the securities that are the subject of this document or its subsidiaries may own securities in one or more of the aforementioned companies, and/or indirectly through funds managed by third parties. The Investment

## Daily Market Report

Banking division of Funds managed by Alinma Capital company and its subsidiaries for third parties may own the securities that are the subject of this document maybe in the process of soliciting or executing fee earning mandates for companies that is either the subject of this document or is mentioned in this document. One or more of Funds managed by Alinma Capital company and its subsidiaries for third parties may own the securities that are the subject of this document board members or executive managers could be also a board member or member of the executive management at the company or companies mentioned in this report, or their associated companies. No part of this report may be reproduced whether inside or outside the Kingdom of Saudi Arabia without the written permission by Alinma Capital company and its subsidiaries for third parties may own the securities that are the subject of this document.

Alinma Capital, a Saudi closed joint stock company under CR No. 1010269764 and the Capital Market Authority License No.37-09134.