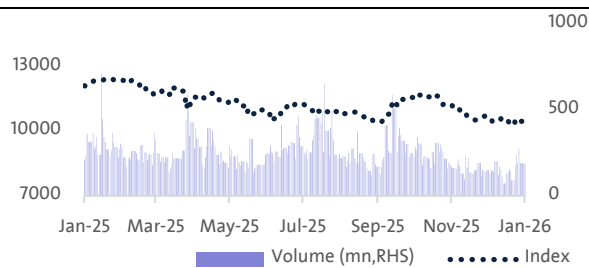


# Daily Market Report

## Key Indices-Return and Valuation

	11-May*	DoD	MTD	YTD	P/E	P/BV
TASI	11158	0.4%	-0.3%	6%	14.8	1.6
NOMU	22635	0.0%	-1.1%	-4%	0.0	1.6
S&P500	7413	0.2%	2.5%	8%	22.0	5.8
Dow Jones	49704	0.2%	0.4%	3%	13.0	5.7
FTSE 100	10269	0.4%	-0.9%	3%	13.0	2.3
EuroStoxx50	5895	-0.3%	0.2%	2%	15.6	2.5
Nikkei225	62418	-0.5%	4.9%	24%	24.8	3.0
MSCI EM	1724	0.7%	7.6%	23%	12.8	2.6
SHCOMP	4225	1.1%	2.7%	6%	14.8	1.6

## TASI- Index and Volume Trends



## Advance to Decline Ratio

	Advance	Decline	Unchanged	A/D
11-May	135	112	22	1.2:1

## Money Market Yields

%	SAIBOR			Term SOFR		
	11-May	Δ bps	YTD Av	11-May	Δ bps	YTD Av
1M	4.66	0.8	5.6	3.64	-0.1	4.3
3M	4.70	1.8	5.4	3.65	-0.2	4.3
6M	5.16	5.9	5.5	3.66	-0.8	4.2
12M	4.77	-5.1	5.2	3.73	-3.7	4.0

## Commodities

	Unit	11-May	Δ	52-week		YTD Av
		USD	%	Hi	low	%Δ
Arab Light	USDbbbl	118	2.8	135	60	-5.7
Brent	USDbbbl	104	2.9	118	59	-6.6
Gold	USDOz	4652	-1.2	5502	3171	-16.0
Silver	USDOz	86	7.1	117	32	-30.5
Aluminum	USDton	3650	2.5	3692	2408	-9.4
Copper	USDton	13720	1.6	13952	9433	-11.3

Av=Average, YTD=Year to Date, MTD=Month to Date, DoD=Day Over Day (\*last session relative to session before) \*\*Per 25ton, Source: Bloomberg, TASI

## Saudi Arabia

### BAAN finalizes acquisition of 3 real estate assets worth SAR 830M

BAAN Holding Group Co. completed the acquisition of three real estate assets from Al Hokair Holding Group Co. and Al Oula Real Estate Development Co. a. Awj Al Mada Real Estate Development and Investment Co., with 21.86 million ordinary shares; b. Awj Al Majal Co., with 21.86 million ordinary shares; and c. Awj Al Shati Co., with 21.86 million ordinary shares. Upon completion of these transactions, the company's share capital will be increased from SAR 315 million to SAR 619.97 million, representing a 96.8% capital top-up, in addition to a share premium of SAR 525.15 million. **(Argaam)**

### Hawyia completes Investment Gate auction with SAR 192M sales

Hawyia Auctions Co. completed its Investment Gate auction in Riyadh on May 11, achieving total sales of SAR 192 million excluding tax and buyer's premium. The company expects a positive impact on its financial results for the six-month period ending June 30, 2026. **(Argaam)**

### SRMG subsidiary raises stake in Thmanyah to 75%

Saudi Research and Marketing Group (SRMG) announced that its wholly owned subsidiary, Arab Media Co., has entered on May 11, into an agreement with the other shareholders of Thmanyah Publishing and Distribution Co. to increase its stake in the company from 51% to 75%. **(Argaam)**

### Al Kuzama inks SAR 78.57M hospitality services deal with govt. entity

Al Kuzama Trading Co. signed a framework agreement, valued at SAR 78.57 million (VAT inclusive), to provide hospitality services in the Central Region to employees of a government entity. The deal extends **(Argaam)**

### Anmat signs SAR 31.9M contract with Saudi Energy

Anmat Technology for Trading Co. signed a SAR 31.9 million contract with Saudi Energy Co. under a binding purchase order that serves as a final agreement. The company said the contract covers the execution of an integrated strategic project for the supply, installation, and operation of a full range of video-conferencing systems. **(Argaam)**

## Global

### Stung by Iran war, Trump heads to China in need of wins

A year ago, U.S. President Donald Trump predicted that towering trade tariffs would bring America's main economic rival to heel. He heads to China this week with that ambition blunted by court rulings, narrowing his goals to a few deals on beans, beef and Boeing (BA.N), opens new tab jets, and enlisting China's help to resolve his unpopular Iran war, political analysts say. **(Reuters)**

### US consumer inflation expected to have increased further in April amid Iran war

U.S. consumer prices likely rose at a solid pace for a second straight month in April, which would result in the largest annual increase in inflation in more than 2-1/2 years and further bolster expectations the Federal Reserve would keep interest rates unchanged for a while. **(Reuters)**

## Commodities

### Oil rises \$3 after Trump rejects Iran's response to US peace proposal

Oil prices rallied on Monday, a day after President Donald Trump said Iran's response to a U.S. peace proposal was "unacceptable", raising supply fears as the Strait of Hormuz stayed largely closed, which kept the global market tight. Brent crude futures climbed \$3, or 3%, to \$104.32 a barrel at 1152 GMT. U.S. West Texas Intermediate was at \$98.40 a barrel, up \$3, or 3.2%. They rose to \$105.99 and \$100.37 a barrel, respectively, earlier in the session. **(Reuters)**

## Daily Market Report

## TASI &amp; NOMU- Key Statistics

		10-May	11-May	Δ%		
TASI	SAR			DoD	MTD*	YTD*
Market Cap	bn	2304	2313	0.4%	-0.3%	3.7%
Value	mn	4873	7743	58.9%	25.9%	45.9%
Volume	mn	200	314	56.5%	11.1%	20.4%
NOMU						
Market Cap	mn	7305	7302	0.0%	-1.1%	-3.8%
Value	mn	22.6	30.9	36.5%	28.3%	54.2%
Volume	mn	2.8	3.0	4.5%	-8.4%	27.6%

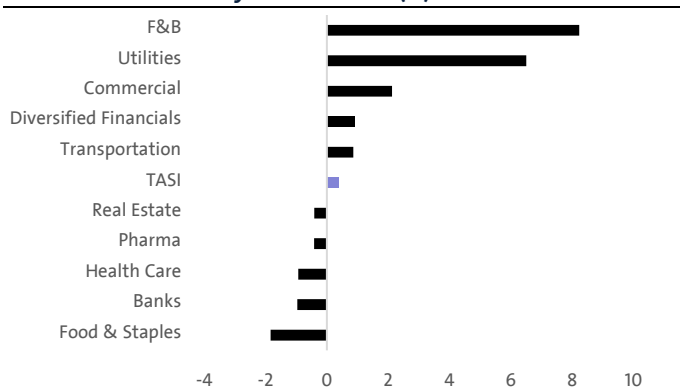
\*Average for the period, Source: Argaam

TASI-Top Gainers	Last Price	Change	
	SAR/sh	SAR	%
SADAFCO	230.5	20.9	10%
ALMARAI	45.22	4.1	10%
NADEC	17.44	1.45	9%

TASI-Top Losers	Last Price	Change	
	SAR/sh	SAR	%
JAHEZ	13.01	-0.99	-7%
SENAAT	34.76	-1.24	-3%
DALLAH HEALTH	112	-3.6	-3%

Source: Tadawul

## TASI- Sector-Wise Daily Performance (%)



Source: Bloomberg

## TASI Market Calendar

Date	Stock/Data release	Event
12-May	KINGDOM	Ex-Dividend
12-May	ALMODAWAT	Ex-Dividend
13-May	End of Q1 2026 earnings season	Financial results date
13-May	JARIR	Ex-Dividend
13-May	CHEMICAL	Ex-Dividend

Source: Argaam, GSTAT

NOMU-Top Gainers	Last Price	Change	
	SAR/sh	SAR	%
NAAS PETROL	33	3	10%
NASEEJ TECH	40.7	3.2	9%
ALSHEHILI METAL	58	3.8	7%

NOMU-Top Losers	Last Price	Change	
	SAR/sh	SAR	%
SAHAT ALMAJD	5.6	-0.58	-9%
WAJD LIFE	4.7	-0.4	-8%
OSOOL AND BAKHEET	12	-1	-8%

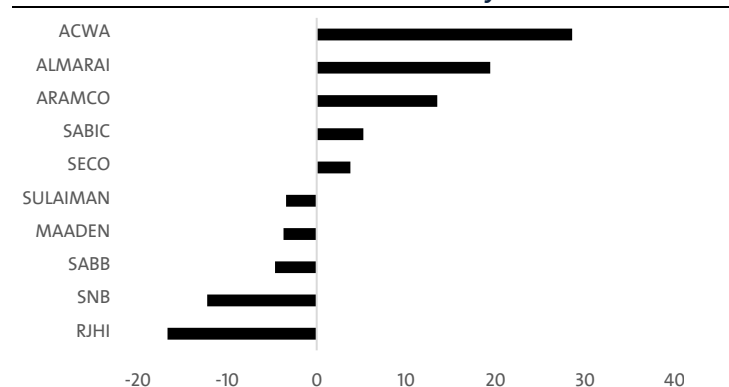
Source: Tadawul

TASI -Most Traded by Volume	Last Price	Change		Volumes
	SAR/sh	SAR	%	mn
AMERICANA	1.87	-0.03	-2%	33.7
SAUDI ARAMCO	27.64	0.22	1%	19.8
MAHARAH	6.23	0.19	3%	13.7

TASI -Most Traded by Value	Last Price	Change		Value
	SAR/sh	SAR	%	SARmn
ACWA	199.9	14.8	8%	660
SAUDI ARAMCO	27.64	0.22	1%	547
ALRAJHI	67.05	-0.7	-1%	475

Source: Tadawul

## TASI: Point Contribution to TASI movement by Stocks



Source: Bloomberg

## Global Market Calendar

Date	Country	Event	Period	Forecast	Previous
12-May	U.S.	Consumer Price Index	Apr	3.4%	2.4%
12-May	U.S.	U.S. 10-Year Note Auction	Apr		4.217%
13-May	U.S.	Producer Price Index	Apr	1.1%	0.5%
13-May	U.S.	Crude Oil Inventories	Apr	-3.40M	-6.23M
14-May	U.S.	Initial Jobless Claims	Apr	205.0K	190.0K

Source: Bloomberg, Investing.Com

## Daily Market Report

**Contact Us:****Alinma Capital Company****Research Department (Sell-Side)**Head Office: Floor 20, King Fahd Rd, Al Anoud Tower 2, Riyadh  
55560

Saudi Arabia

Phone: 011-2185555 =86309

E-mail: [research@alinmacapital.com](mailto:research@alinmacapital.com)**Disclaimer**

The published reports are for general information purposes to present a view on the company/economic sector/economic subject under research, and should not be considered a recommendation to buy/sell/hold for any security or any other assets. This report does not take into consideration the specific financial position of every investor and/or his/her risk appetite in relation to investing in the security or any other assets, and hence, may not be suitable for all clients depending on their financial position and their ability and willingness to undertake risks. It is advised that every potential investor seek professional advice from several sources concerning investment decision and should study the impact of such decisions on his/her financial/legal/tax position and other concerns before getting into such investments or liquidate them partially or fully. The market of securities, macroeconomic or microeconomic variables are of a volatile nature and could witness sudden changes, therefore, the investor in securities or other assets might face some unexpected risks and fluctuations. All the information, views and expectations and fair values or target prices contained in this report have been compiled or arrived at by Alinma Capital company from sources believed to be reliable, but Alinma Capital company has not independently verified the contents obtained from these sources and such information may be condensed or incomplete. Accordingly, no representation or warranty, express or implied, is made as to, and no reliance should be placed on the fairness, accuracy, completeness or correctness of the information and opinions contained in this report. Alinma Capital company shall not be liable for any loss as that may arise from the use of this report or its contents or otherwise arising in connection therewith. The past performance of any investment is not an indicator of future performance. Any financial projections, fair value estimates or price targets and statements regarding future prospects contained in this document may not be realized. The value of the security or any other assets or the return from them might increase or decrease. Any change in currency rates may have a positive or negative impact on the value/return on the securities mentioned in the report. The investor might get an amount less than the amount invested in some cases. Some securities maybe, by nature, of low volume/trades or may become like that unexpectedly in special circumstances and this might increase the risk on the investor. Some fees might be levied on some investments in securities. This report has been written by professional employees in Alinma Capital company, and they might be holding positions directly in any securities and mutual funds contained in this report during the time of publication of this report, This report has been produced independently and separately by the Research Division at Alinma Capital company and no party (in-house or outside) who might have interest whether direct or indirect have seen the contents of this report before its publishing, except for those whom corporate positions allow them to do so, and/or third-party persons/institutions who signed a non-disclosure agreement with Alinma Capital company. Funds managed by Alinma Capital company and its subsidiaries for third parties may own the securities that are the subject of this document. Funds managed by Alinma Capital company and its subsidiaries for third parties may own the securities that are the subject of this document or its subsidiaries may own securities in one or more of the aforementioned companies, and/or indirectly through funds managed by third parties. The Investment

## Daily Market Report

Banking division of Funds managed by Alinma Capital company and its subsidiaries for third parties may own the securities that are the subject of this document maybe in the process of soliciting or executing fee earning mandates for companies that is either the subject of this document or is mentioned in this document. One or more of Funds managed by Alinma Capital company and its subsidiaries for third parties may own the securities that are the subject of this document board members or executive managers could be also a board member or member of the executive management at the company or companies mentioned in this report, or their associated companies. No part of this report may be reproduced whether inside or outside the Kingdom of Saudi Arabia without the written permission by Alinma Capital company and its subsidiaries for third parties may own the securities that are the subject of this document.

Alinma Capital, a Saudi closed joint stock company under CR No. 1010269764 and the Capital Market Authority License No.37-09134.