

# Alinma IPO Fund

Approved by Alinma Sharia Board

الإئتماء المالية  
alinma capital



May 2026

C. R. No. 1010269764 | CMA License No. 09134 - 37

## The Objective of the Fund

The Fund aims to achieve long-term capital appreciation attained by investing mainly in Shariah-Compliant Initial Public Offerings of Saudi Companies, Right Issues and Rump Offering as well as Shariah-Compliant Saudi Companies that have been listed in the Saudi Stock Exchange for 5 years or less. The Fund may also invest in shariah compliant funds with similar

## Fund Information

Type of Fund	Open-ended Fund
Risk Level	High
Fund Manager	Alinma Capital Company
Fund Listing	Saudi Arabia
Fund Start Date	26 April 2015
Benchmark	Alinma Saudi IPO Equities Islamic Index by IR
Unit Price upon Offering	10.00
Unit Price (SAR)	16.11
Net Asset Value (SAR)	97,041,860.01
Currency of the Fund	Saudi Riyal
Initial Investment (SAR)	SAR 1
Subsequent Investment (SAR)	SAR 1
Minimum Redemption (SAR)	SAR 1
Valuation Days	Monday and Wednesday of every week
Subscription Fees	1.5% of subscribed amount
Management Fees	1% per annum
Redemption Fees	1.5% if exit before 30 days
Sharia Board	Yes
Bloomberg Code	ALNIPO AB EQUITY

## Notes

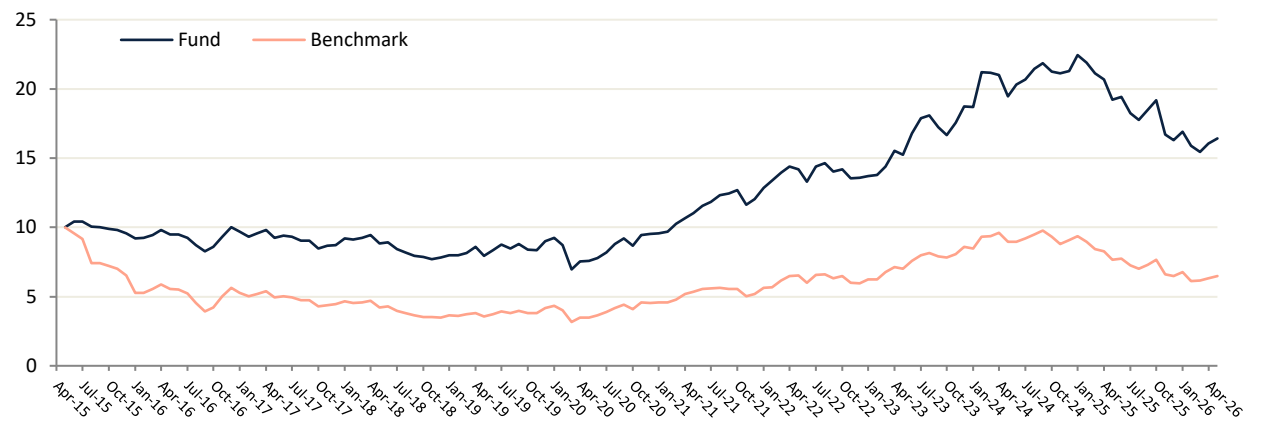
\* Performance figures are taken from the official valuation days/dates.

\* SI: Since Inception \* Avg R: Average Return \* BM: Benchmark \* YTD: Year To Date

\* Risk-Free interest rate is taken to be the Saudi Interbank Average \* SD: Standard Deviation

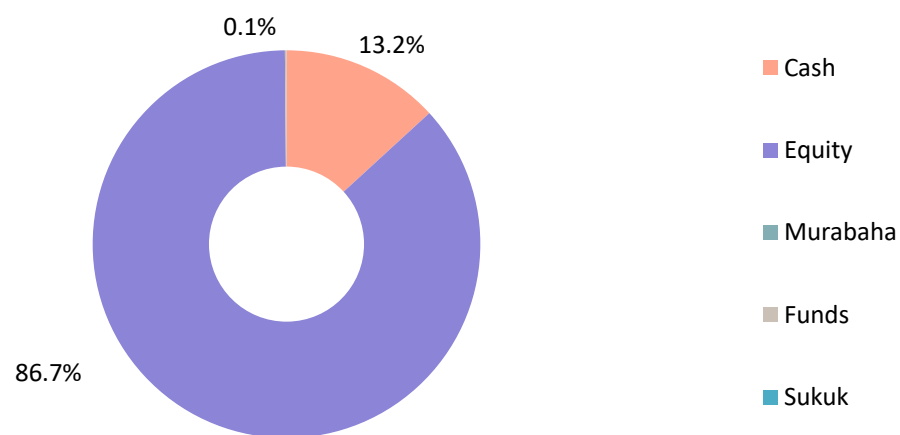
\*\* Relative to benchmark Note: Statistics are based on Inception Date

## Performance & Risk Parameters



Cumulative	1M	3M	YTD	1Y	2Y	SI
Fund	0.16%	1.02%	-1.12%	-16.95%	-18.39%	61.14%
BM	0.56%	3.44%	-1.60%	-17.96%	-30.88%	-36.39%
Gap	-0.40%	-2.41%	0.49%	1.01%	12.49%	97.53%
Annualized	3 Years	5 Years	10 Years	SI		
Fund	1.89%	7.89%	5.51%	4.39%		
BM	-3.27%	3.47%	1.60%	-3.99%		
Gap	5.16%	4.43%	3.91%	8.39%		
		2025	2024	2023		
Fund		-23.45%	13.66%	37.79%		
BM		-28.85%	5.64%	44.10%		
Gap		5.39%	8.02%	-6.31%		
	Avg R	SD	Sharpe*	Alpha**	Beta**	Correlation**
Fund	61.14%	12.38%	4.68	4.80%	0.66	0.83
BM	-36.39%	15.71%	-2.52			

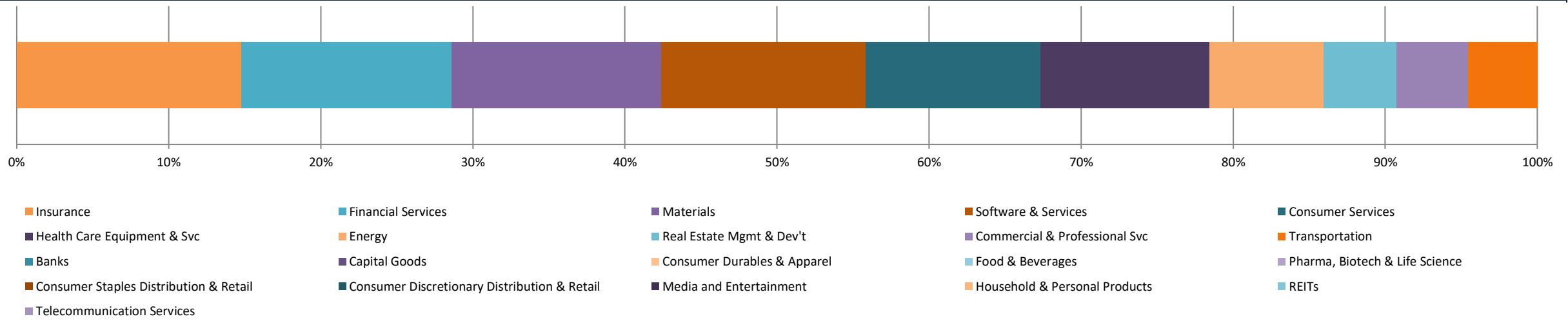
## Asset Class Distribution



## Latest IPOs Listed (Excluding REITs)

Code	Stock	Sector	Listing Dt	IPO Pr	Closing Pr	Perform
7205	DBS	Software & Services	20-May-26	9.75	12.60	29.23%
1324	SALEH ALRASHED	Materials	11-Mar-26	45.00	47.10	4.67%
4019	SMC HEALTHCARE	Health Care Equipment & Svc	19-Jun-25	25.00	16.89	-32.44%
4264	FLYNAS	Transportation	18-Jun-25	80.00	52.85	-33.94%
1323	United Carton Industri	Materials	27-May-25	50.00	24.48	-51.04%
4325	MASAR	Real Estate Mgmt & Dev't	24-Mar-25	15.00	15.09	0.60%
2287	ENTAJ	Food & Beverages	17-Mar-25	50.00	25.66	-48.68%

## Equity Sector Allocation



## General Information

Index	Close	Max	Min	MTD %	YTD %	Capitalization (LC)	P/E	P/B	D/Y	
MXEF	1,752.15	1,752.15	1,600.21	9.50%	24.76%	30,295.00	19.02	2.57	1.94	
	Average Turnover		YoY Change %		Foreign Owner %	BRENT	SAIB-6m		FOMC Meeting Information	
TASI	5,726,762,884		-13.69%		14.02%	Closing	91.12	Closing		5.1864%
Best Sector	Software & Services		YTD		11.13%	MTD %	-17.46%	Month Avg		-1.4255%
Worst Sector	Capital Goods		YTD		-7.83%	YTD %	49.75%	Change in MoM AVG		0.1394%
									Expected AVG Rate	3.75%

Head Office الإدارة العامة

## Disclaimer

This material is produced by Alinma Capital, a firm authorized and regulated by the Capital Market Authority of Kingdom of Saudi Arabia. Past performance is not a guide to future returns. All the information contained in this document is believed to be reliable but may be inaccurate or incomplete. A full explanation of the characteristics of the investment is given in the prospectus. Any opinions stated are honestly held but are not guaranteed. They may be subject to change and should not be interpreted as investment advice. The information provided should not be considered as a recommendation or solicitation to purchase, sell or hold these securities. It should also not be assumed that any investment in these securities was or will be, profitable. Alinma Capital accepts no liability for any loss arising from the use of this document or its contents or otherwise arising in connection therewith. Alinma Capital shall have no responsibility or liability whatsoever in respect of any inaccuracy in or omission from this or any other document prepared by Alinma Capital for, or sent by Alinma Capital to any person and any such person shall be responsible for conducting his own investigation and analysis of the information contained or referred to in this document and of evaluating the merits and risks involved in the securities forming the subject matter of this or other such document.

P. O. Box 55560  
الرياض 11544  
المملكة العربية السعودية KSA  
هاتف +966 (11) 218 5999  
فاكس +966 (11) 218 5970  
www.alinmacapital.com

Classification: Private