Alinma IPO Fund

Approved by Alinma Sharia Board

December 2025

C. R. No. 1010269764 | CMA License No. 09134 - 37

The Objective of the Fund

The Fund aims to achieve long-term capital appreciation attained by investing mainly in Shariah-Compliant Initial Public Offerings of Saudi Companies, Right Issues and Rump Offering as well as Shariah-Complaint Saudi Companies that have been listed in the Saudi Stock Exchange for 5 years or less. The Fund may also invest in shariah compliant funds with similar

Fund Information

Type of Fund	Open-ended Fund
Risk Level	High
Fund Manager	Alinma Capital Company
Fund Listing	Saudi Arabia
Fund Start Date	26 April 2015
Benchmark	Alinma Saudi IPO Equities Islamic Index by IR
Unit Price upon Offering	10.00
Unit Price (SAR)	16.30
Net Asset Value (SAR)	148,227,524.35
Currency of the Fund	Saudi Riyal
Initial Investment (SAR)	SAR 1
Subsequent Investment (SAR)	SAR 1
Minimum Redemption (SAR)	SAR 1
Valuation Days	Monday and Wednsday of every week
Subscription Fees	1.5% of subscribed amount
Management Fees	1% per annum
Redemption Fees	1.5% if exit before 30 days
Sharia Board	Yes
Bloomberg Code	ALINIPO AB EQUITY

Notes

* Performance figures are taken from the official valuation days/dates.

* SI: Since Inception * Avg R: Average Return * BM: Benchmark * YTD: Year To Date

* Risk-Free interest rate is taken to be the Saudi Interbank Average * SD: Standard Deviation

** Relative to benchmark *Note: Statistics are based on Inception Date*

Performance & Risk Parameters

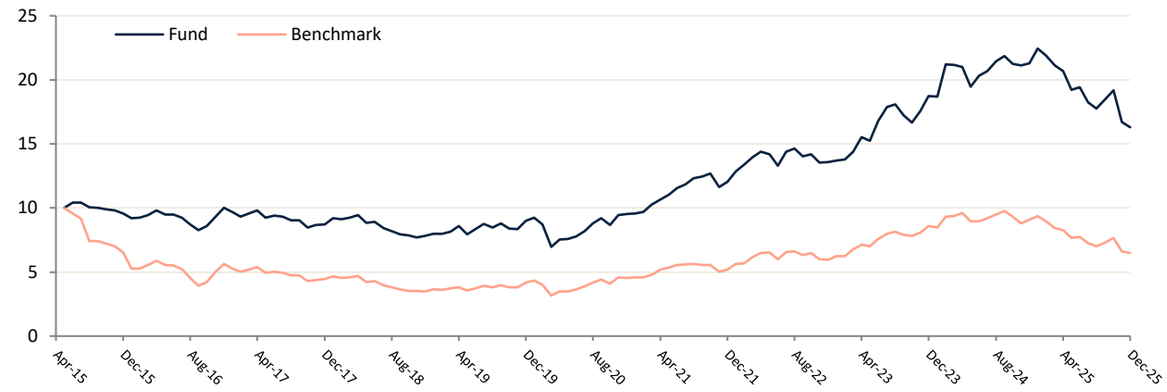

Cumulative	1M	3M	YTD	2Y	3Y	SI
Fund	-3.04%	-11.44%	**-23.45%**	-13.00%	19.87%	62.96%
BM	-3.26%	-10.79%	**-28.85%**	-24.84%	8.31%	-35.35%
Gap	0.22%	-0.65%	**5.39%**	11.83%	11.57%	98.31%

Annualized	3 Years	5 Years	10 Years	SI
Fund	6.23%	11.29%	5.49%	4.68%
BM	2.70%	7.29%	-0.10%	-4.00%
Gap	3.53%	4.00%	5.59%	8.68%

	2024	2023	2022
Fund	13.66%	37.79%	12.77%
BM	5.64%	44.10%	15.02%
Gap	8.02%	-6.31%	-2.25%

	Avrg R	SD	Sharpe*	Alpha**	Beta**	Correlation**
Fund	62.96%	12.25%	4.88	4.92%	0.65	0.83
BM	-35.35%	15.65%	-2.46			

Asset Class Distribution

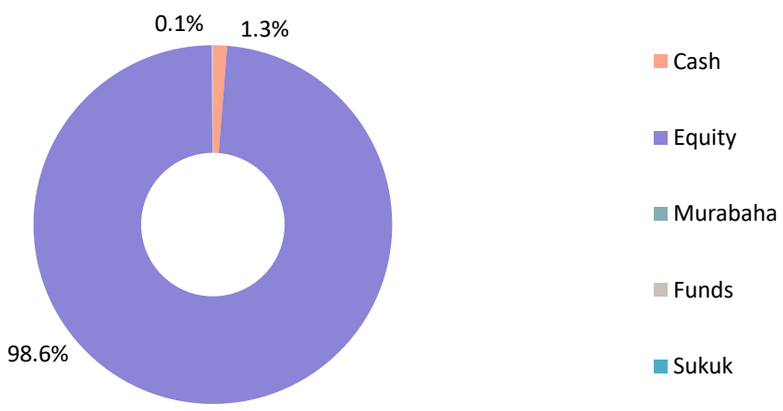

Latest IPOs Listed (Excluding REITs)

Code	Stock	Sector	Listing Dt	IPO Pr	Closing Pr	Perform
4019	SMC HEALTHCARE	Health Care Equipment & Svc	19-Jun-25	25.00	18.51	-25.96%
4264	FLYNAS	Transportation	18-Jun-25	80.00	62.90	-21.38%
1323	United Carton Industri	Materials	27-May-25	50.00	28.14	-43.72%
4325	MASAR	Real Estate Mgmt & Dev't	24-Mar-25	15.00	19.33	28.87%
2287	ENTAJ	Food & Beverages	17-Mar-25	50.00	33.74	-32.52%
4165	ALMAJED OUD	Household & Personal Products	17-Mar-25	94.00	134.10	42.66%
4084	DERAYAH	Financial Services	10-Mar-25	30.00	28.50	-5.00%

Equity Sector Allocation

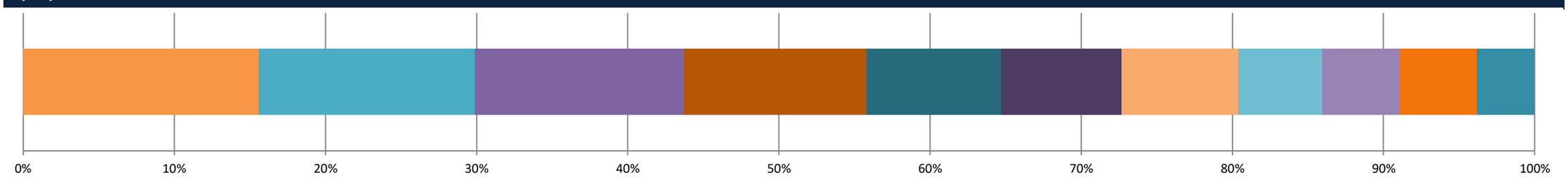

Consumer Services, Software & Services, Insurance, Financial Services, Health Care Equipment & Svc, Transportation, Energy, Materials, Real Estate Mgmt & Dev't, Pharma, Biotech & Life Science, Consumer Discretionary Distribution & Retail, Banks, Capital Goods, Consumer Durables & Apparel, Commercial & Professional Svc, Food & Beverages, Consumer Staples Distribution & Retail, Media and Entertainment, Household & Personal Products, REITs, Telecommunication Services

General Information

Index	Close	Max	Min	MTD %	YTD %	Capitalization (LC)	P/E	P/B	D/Y
MXEF	1,404.37	1,404.37	1,352.66	2.74%	30.58%	26,246.00	16.92	2.14	2.33

	Average Turnover	YoY Change %	Foreign Owner %
TASI	5,176,230,000	30.51%	12.40%
Best Sector	Banks	YTD	-0.07%
Worst Sector	Media and Entertainment	YTD	-49.23%

BRENT		SAIB-6m	
Closing	60.85	Closing	5.2259%
MTD %	-2.45%	Month Avg	0.4525%
YTD %	-18.48%	Change in MoM AVG	1.3292%

FOMC Meeting Information	
Meeting Held	10-12-2025
Rate Decided	3.80%
Next Meeting	28-01-2026
Expected AVG Rate	3.71%

Disclaimer

This material is produced by Alinma Capital, a firm authorized and regulated by the Capital Market Authority of Kingdom of Saudi Arabia. Past performance is not a guide to future returns. All the information contained in this document is believed to be reliable but may be inaccurate or incomplete. A full explanation of the characteristics of the investment is given in the prospectus. Any opinions stated are honestly held but are not guaranteed. They may be subject to change and should not be interpreted as investment adviceThe information provided should not be considered as a recommendation or solicitation to purchase, sell or hold these securities. It should also not be assumed that any investment in these securities was or will be, profitable. Alinma Capital accepts no liability for any loss arising from the use of this document or its contents or otherwise arising in connection therewith. Alinma Capital shall have no responsibility or liability whatsoever in respect of any inaccuracy in or omission from this or any other document prepared by Alinma Capital for, or sent by Alinma Capital to any person and any such person shall be responsible for conducting his own investigation and analysis of the information contained or referred to in this document and of evaluating the merits and risks involved in the securities forming the subject matter of this or other such document.

Head Office الإدارة العامة

P. O. Box 55560 ص. ب.
Riyadh 11544 الرياض
KSA المملكة العربية السعودية

Tel +966 (11) 218 5999 هاتف
Fax +966 (11) 218 5970 فاكس
www.alinmacapital.com

Classification: Private