

Alinma Multi-Assets Balanced Fund for Monthly Distributions

Approved by Alinma Sharia Board

الإنماء المالية
alinma capital



June 2025

C. R. No. 1010269764 | CMA License No. 09134 - 37

Fund's Objectives & Strategy

Fund seeks to balance between equity and fixed income asset classes by investing at most 50% of Fund's assets into equity markets. Fund adopts a variety of investment strategies, which aims to achieve optimal distribution of assets types to neutralize negative impact on return. The Fund invests in the following asset classes: Equity, Murabaha, Structured Products, Sukuk and Funds.

Fund's Information

Fund Type	Open-ended Fund
Risk Level	Medium to high
Fund Manager	Alinma Capital Company
Fund Listing	Saudi Arabia
Launch Date	06 April 2013
Benchmark	50% Equity and 50% SAIBID 1 month
Inception Price (SAR)	10.00
Unit Price (SAR)	21.81
Net Asset Value (SAR)	31,606,670.20
Base Currency	Saudi Riyal
Initial Investment (SAR)	SAR 1.00
Subsequent Investment (SAR)	Minimum of SAR 1.00
Minimum Redemption (SAR)	Minimum of SAR 1.00
Valuation Days	Monday and Wednesday of every week
Subscription Fees	1.5% of subscribed amount
Management Fees	1.5% per annum
Redemption Fees	1.5% if Exit Before 1 Month
Sharia Board	Yes
Bloomberg Code	AMUAGGF AB Equity

Abbreviations

* YTD: Year To Date * SD: Standard Deviation * BM: Benchmark

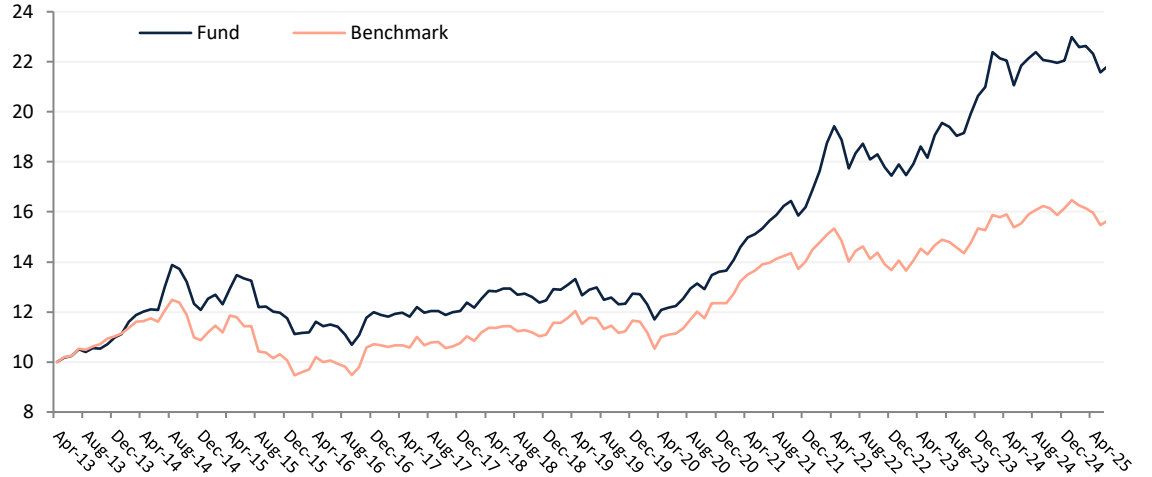
* SI: Since Inception * Avg R: Average Return

* Risk-Free interest rate is taken to be the Saudi Interbank Average

** Relative to benchmark

Note: Statistics are based on Inception Date

Performance & Risk Parameters



Cumulative	1M	3M	YTD	1Y	2Y	SI
Fund	1.02%	-3.65%	-1.05%	-0.17%	14.41%	118.14%
BM	0.83%	-3.07%	-3.06%	0.77%	6.71%	56.53%
Gap	0.19%	-0.59%	2.01%	-0.94%	7.70%	61.61%

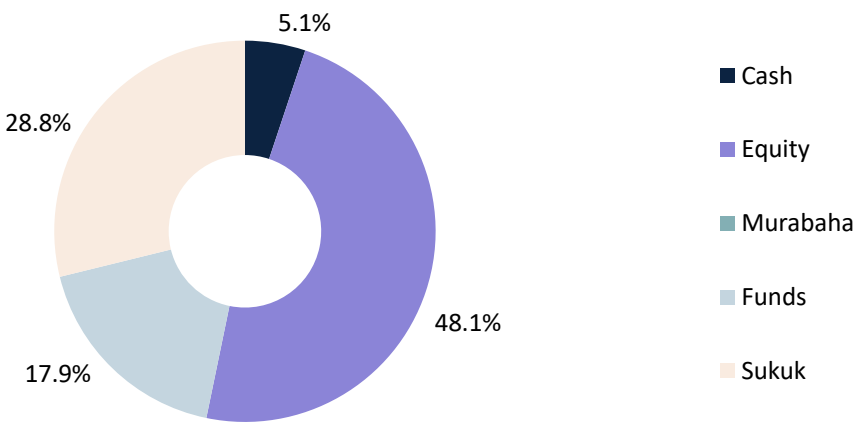
Annualized	3 Years	5 Years	10 Years	SI
Fund	7.13%	12.26%	5.04%	6.58%
BM	3.78%	7.05%	3.19%	3.73%
Gap	3.34%	5.21%	1.85%	2.85%

	2024	2023	2022
Fund	6.78%	18.30%	7.81%
BM	5.31%	12.08%	-2.36%
Gap	1.48%	6.22%	10.17%

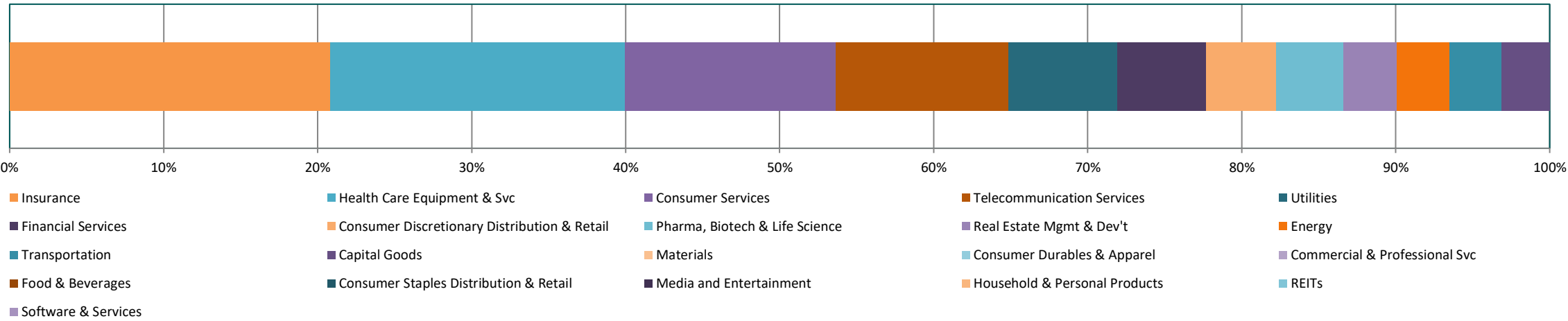
	Avrg R	SD	Sharpe*	Alpha**	Beta**	Correlation
Fund	118.14%	7.60%	15.19	2.27%	0.87	0.79
BM	56.53%	6.90%	7.80			

Murabaha Tenor Distribution

Asset Class Distribution



Equity Sector Allocation



General Information

Index	Close	Max	Min	MTD %	YTD %	Capitalization (LC)	P/E	P/B	D/Y			
MXEF	1,222.78	1,228.53	1,153.77	4.50%	13.70%	22,820.00	15.96	1.97	2.64			
Average Turnover				YoY Change %	Foreign Owner %	BRENT		SAIB-6m		FOMC Meeting Information	Meeting Held	18-06-2025
TASI	5,314,486,261			-33.32%	11.62%	Closing	66.74	Closing	5.5809%		Rate Decided	4.50%
Best Sector	Media and Entertainment			MTD	22.12%	MTD %	5.35%	MTD %	2.0233%		Next Meeting	30-07-2025
Worst Sector	Energy			MTD	-2.58%	YTD %	-10.58%	Change in MoM AVG	1.6936%		Expected Rate	4.48%